中策橡胶
zc rubber

OFF THE ROAD TYRE DATABOOK

中策橡胶
zc rubber

www.zc-rubber.com

CONTENTS

I. General Information 1

II. Off-The-Road Tyres

Earthmover / Loader - Radial 11
Earthmover / Loader - Bias 15
Grader 22
Compactor 23
High Way Service 24
Industrial Service - Port 25
Industrial Service - Forklift 28
Industrial Service - Skidsteer 33
Industrial Service - Solid 35
Other 42

III. Load & Inflation Pressure Table 43

About ZhongCe Rubber

Zhongce Rubber Group Co., Ltd. (ZC-RUBBER) takes great pride in producing tyres that rate among the best in the world. Our corportate philosophy is all about collaboration with our suppliers, with the 10,000s of companies who sell our products around the globe, and with our millions of end customers who trust our tyres every single day.

Our engineers are working together closely with our international Research and Development (R&D) team combined of experts from all over the world. We keep on investing millions of US dollars in establishing various production and testing facilities such as the first noise test laboratorium in China and the MTS Flat-Trac III CT Tyre Test System. As a result we successfully remain the ranking of No. 10 global tyre manufacturer in 2012.

Our belief in producing quality tyres makes us to set up strict quality control system approved by most global tyre manufacturers and automobile companies, introduce world latest production facilities from Fischer, VMI, Krupp, etc, and inspect every single tyre by hand before it leaves the production line besides the X-ray, balancing and uniformity inspection by most advanced equipments imported from Germany, Japan and U.S.A. We guarantee our tyre quality by system, facilities and employees' responsibility.

- **A Company established in Year 1958**
- **No. 1 Tyre Manufacturer in China**
- **No. 10 of Top 75 Global Tyre Manufacturers in Year 2012**
- **Sale revenue reached USD4.88 billion in Year 2012**

ISO9001 : 2000

ISO14001 : 2004

ISO/TS16949

UN/ECE

DOT

China Top Brand

TRA Classification of Off-the-Road Tyres

ZC-RUBBER off-the-road tyres are classified as follows by the Tyre and Rim Association, Incorporated (TRA).

EARTHMOVER TYRES (Dump Trucks and Scrapers)

TRA CODE	TREAD TYPE	ZC-RUBBER CODE	
		Radial	Bias
E-1	Rib Regular		
E-2	Traction Regular		CB716
E-3	Rock Regular	CB760 CB761 CB768 CB765 CM770 CM767	CB715 CL728 CL729 E3/L3 EL27 CL736
E-4	Rock Deep Tread	CB763 CB765 CB771 CB768	CL735 EL29
E-7	Flotation		

LOADER AND DOZERTYRES (Front-End Loaders and Dozers)

TRA CODE	TREAD TYPE	ZC-RUBBER CODE	
		Radial	Bias
L-2	Traction Regular		CB716 G2/L2
L-3	Rock Regular	CB760 CB761 CB768	CL728 CL729 CL735 E3/L3
L-4	Rock Deep Tread	CB763	
L-5	Rock Extra Deep Tread	CB773	
L-4S	Smooth Deep Tread		CS730 SM03/05
L-5S	Smooth Extra Deep Tread		

GRADER TYRES (Motor Graders)

TRA CODE	TREAD TYPE	ZC-RUBBER CODE	
		Radial	Bias
G-2	Traction Regular		G2/L2 CB716
G-3	Rock Regular		

COMPACTOR TYRES

TRA CODE	TREAD TYPE	ZC-RUBBER CODE	
		Radial	Bias
C-1	Smooth		CS726 SM03/SM05

INDUSTRIAL TYRES (Straddle Carriers, Transfer Cranes, Towing Tractors, Reach Stackers and Fork Lifts)

TRA CODE	TREAD TYPE	ZC-RUBBER CODE	
		Radial	Bias
IND-3	Traction Regular	CB760 CB332	CL627 CL909/CL969 E3/L3
IND-4	Deep Tread	CR766	CL629 CL710 CL711
IND-5	Extra Deep Tread		

Caution: Never replace a tyre mounted on a vehicle with any tire designed for a different type of vehicle. For example, you should never place an earthmover tire on a loader.

Rock pattern

Rock-flush pattern

Traction pattern

Rib pattern

Smooth for tire rollers

Smooth for loaders

Tyre Sidewall Instruction

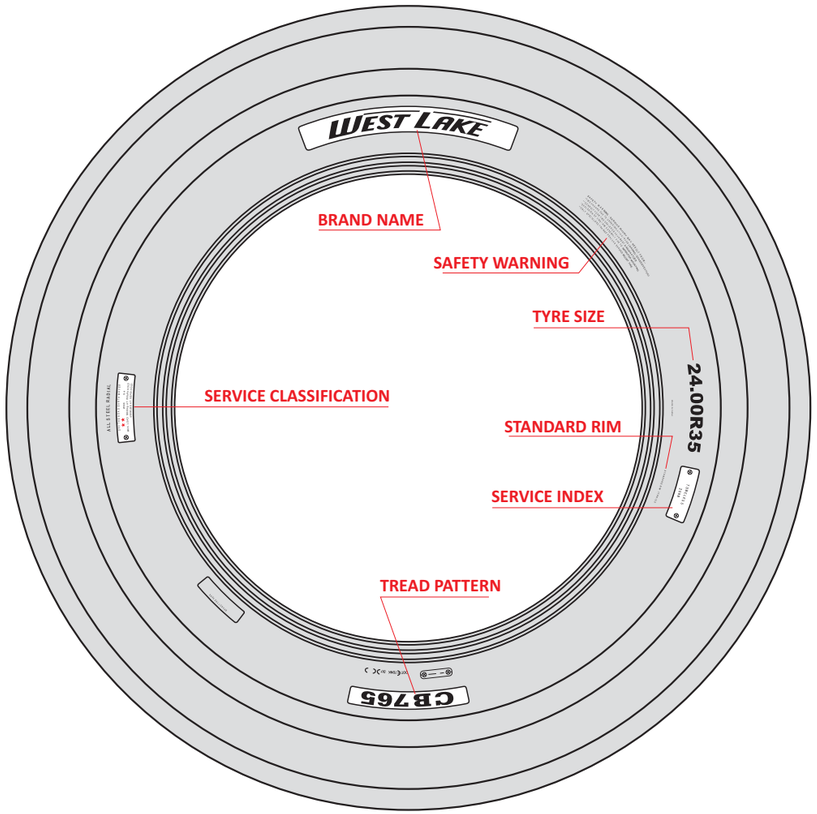

Tyre Specification Code

ZC rubber tyre follows the below Tyre Specification Code on it.

	E-Spec./L-spec			Highway	IND
	C1	R1	H1	H2	H1
20.5R25(505/80R25)		○		○	
20.5R25	○	○	○		
23.5R25	○	○	○		○
26.5R25	○	○	○		○
29.5R25	○	○	○		
21.00R35	○	○	○		
24.00R35	○	○	○		
16.00R25					○
17.5R25		○			
14.00R25	○	○	○		
13.00R25	○	○	○		

H1 construction available upon request. (E-Spec only)

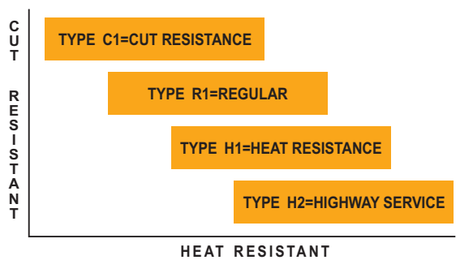

Tyre Sidewall Instruction

Service Classification

ZC rubber tyre has code number on it in order to identify and serve the function.

1 Use for service conditions
Earthmover tires have different load carrying abilities depending on the service application-either Loading or "transport". Two conversion figures are given star rated tyres.

3 Load Index/Speed Symbol

4 TRA code

5 Tyre specification code

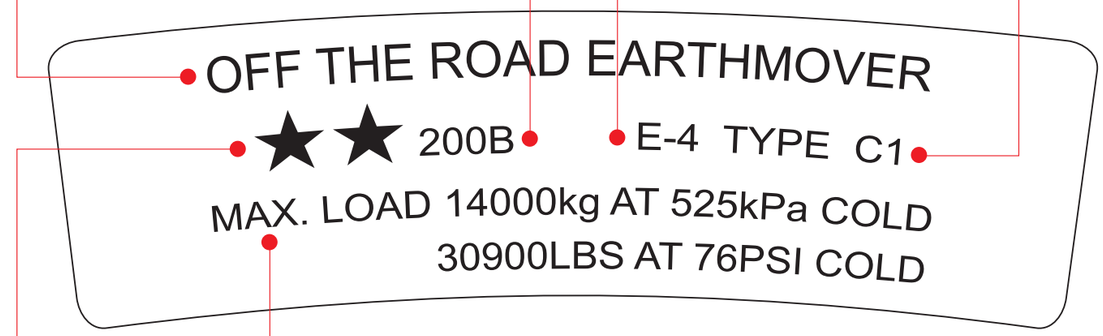

2 Star ratings
Star ratings indicate the strength of the casing and are similar to ply ratings such as Bias tyres. The table 2 can be used as a guide for converting between the two.

6 Maximum load Capacity and inflation pressure

Conversion table: Star rating to Ply ratings

Size and Star Ratings		Corresponding PR		Size and Star Ratings		Corresponding PR	
		Loading service	Transport service			Loading service	Transport service
20.5R25	★	up to 20		21.00R35	★★		up to 44
20.5R25	★★		up to 24	24.00R35	★★		up to 48
23.5R25	★	up to 24		17.5R25	★		up to 16
23.5R25	★★		up to 28	17.5R25	★★		up to 20
26.5R25	★	up to 28		14.00R25	★★★		up to 28
26.5R25	★★		up to 32	13.00R25	★★★		up to 28
29.5R25	★	up to 28					
29.5R25	★★		up to 34				

Calculated based on TRA Standards

Indentification of OTR Tyres

Regular

27.00 R 49 ★★
- Star Rating
- Rim Diameter (inches)
- Radial Structure
- Section Width (inches)

Wide Base

29.5 R 25 ★★
- Star Rating
- Rim Diameter (inches)
- Radial Structure
- Section Width (inches)

Super Wide Base

35 / 65R 33 ★★
- Star Rating
- Rim Diameter (inches)
- Aspect Ratio 65 Series
- Section Width (inches)

170 E 385 / 95 R 24
- Rim Diameter (inches)
- Radial Structure
- Aspect Ratio 95 Series
- Section Width (mm)
- Speed Symbol
- Load Index

Tyre Aspect Ratio

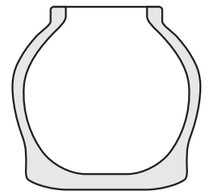

$\frac{SH}{SW} = 0.95$

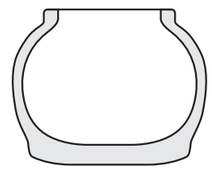

$\frac{SH}{SW} = 0.80$

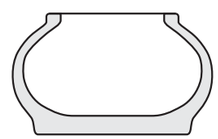

$\frac{SH}{SW} = 0.65$

Comparsion of Tread Depth

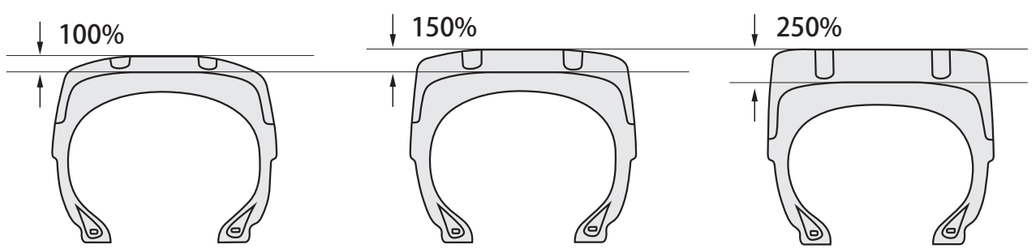

Regular Tread
E-2/E-3
L-2/L-3
G-2/G-3

Deep Tread
E-4
L-4/L-4S
G-4

Extra Deep Tread
L-5/L-5S

Load Index

The LOAD INDEX is a numerical code with the maximum carrying load capacity.

Load Index	KG	LBS	Load Index	KG	LBS	Load Index	KG	LBS	Load Index	KG	LBS
120	1400	3085	148	3150	6940	176	7100	5700	204	16000	35300
121	1450	3495	149	3250	7160	177	7300	16100	205	16500	36400
122	1500	3305	150	3350	7390	178	7500	16500	206	17000	37500
123	1550	3415	151	3450	7610	179	7750	17100	207	17500	38600
124	1600	3525	152	3550	7830	180	8000	17600	208	18000	39700
125	1650	3640	153	3650	8050	181	8250	18200	209	18500	40800
126	1700	3750	154	3750	8270	182	8500	18700	210	19000	41900
127	1750	3860	155	3875	8540	183	8750	19300	211	19500	43000
128	1800	3970	156	4000	8820	184	9000	19800	212	20000	44100
129	1850	4080	157	4125	9090	185	9250	20400	213	20600	45400
130	1900	4190	158	4250	9370	186	9500	20900	214	21200	46700
131	1950	4300	159	4375	9650	187	9750	21500	215	21800	48100
132	2000	4410	160	4500	9920	188	10000	22000	216	22400	49400
133	2060	4540	161	4625	10200	189	10300	22700	217	23000	50700
134	2120	4675	162	4750	10500	190	10600	23400	218	23600	52000
135	2180	4805	163	4875	10700	191	10900	24000	219	24300	53600
136	2240	4940	164	5000	11000	192	11200	24700	220	25000	55100
137	2300	5070	165	5150	11400	193	11500	25400	221	25750	56800
138	2360	5205	166	5300	11700	194	11800	26000	222	26500	58400
139	2430	5355	167	5450	12000	195	12150	26800	223	27250	60100
140	2500	5510	168	5600	12300	196	12500	27600	224	28000	61700
141	2575	5675	169	5800	12800	197	12850	28300	225	29000	63900
142	2650	5840	170	6000	13200	198	13200	29100	226	30000	66100
143	2725	6005	171	6150	13600	199	13600	30000	227	30750	67800
144	2800	6175	172	6300	13900	200	14000	30900	228	31500	69400
145	2900	6395	173	6500	14300	201	14500	32000	229	32500	71700
146	3000	6610	174	6700	14800	202	15000	33100	230	33500	73900
147	3075	6780	175	6900	15200	203	15500	34200	231	34500	76100

Speed Symbol

The SPEED SYMBOL indicates the speed at which the tire can carry a load corresponding to its Load Index under service specified conditions.

Speed Symbol	Speed (km/h)	Speed Symbol	Speed (km/h)
A1	5	B	50
A2	10	C	60
A3	15	D	65
A4	20	E	70
A5	25	F	80
A6	30	G	90
A7	35		
A8	40		

Off-The-Road Radial Tyres General Applications

		WIDE BASE TYRES					NARROW BASE TYRES			MOBILE CRANE	
Tread Design											
TRA Code		E-3/L-3	E-3/L-3	E-3+	E-4	L-5	E-3	E-4	E-4	High way Service	High way Service
		Regular Tread	Regular Tread	Regular Tread+	Deep tread	Extra Deep tread	Regular Tread	Deep tread	Extra Deep tread	Regular Tread	Regular Tread
Tread Depth		100%	100%	125%	150%	250%	100%	150%	150%	100%	100%
Pattern		CB760	CB761	CB768	CB763	CB773	CB761	CB765	CB771	CM767	CM770
Machines	Loader & Dozer	◎	◎	○	◎	◎	—	—	—	—	—
	Dump Truck	○	○	○	○	○	◎	◎	◎	—	—
	Articulated Dump Truck	◎	◎	◎	◎	◎	—	—	—	—	—
	Grader	—	—	—	—	—	—	○	—	—	—
	Mobile Crane	—	—	—	—	—	—	—	—	◎	◎
Surface	Sand	○	○	◎	○	○	○	○	○	○	○
	Mud	○	○	◎	○	○	○	—	○	○	○
	* Silt & Clay	◎	◎	○	◎	◎	◎	◎	◎	—	—
	Rock	◎	◎	○	◎	◎	◎	◎	◎	—	—
	Paved	—	—	—	—	—	—	—	—	◎	◎

◎ Recommended ○ Suitable — Not applicable * Some rock surfaces acceptable

Off-The-Road Radial Tyres Applications For Industrial Use

		WIDE BASE TIRES		NARROW BASE TIRES	
Tread Design					
TRA Code		IND-3	IND-3	IND-3	IND-4
		Regular Tread	Regular Tread	Regular Tread	Deep Tread
Tread Depth		100%	100%	100%	150%
Pattern		CB760	CB761	CB332	CR766
Machines	Flat Bed Carrier	—	—	◎	—
	Loaded Container Handler	◎	◎	—	—
	Lift Truck	◎	◎	◎	—
	Straddle Carrier	—	—	—	◎
Surface		used on hard improved surfaces, smooth floors and runway			

◎ Recommended — Not applicable

Reinforced IND use casing for heavy load and long life

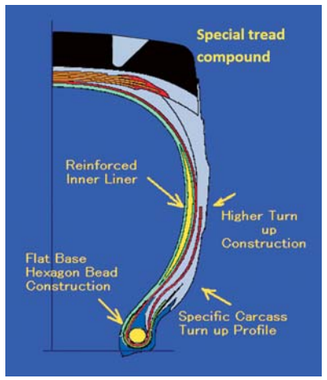

- Optimized special tread compound
  ★provided long life and better endurance.
- High turn-up carcass construction
  ★ Greater lateral stiffness: Improved better driving stability operations.
- Specific carcass turn up profile
  ★Increase durability on bead area in Heavy load and High Air pressure.
- Flat base hexagon bead construction
  ★High torsion stiffness increase better durability and driving stability in Heavy load operation.
- Reinforced Inner Liner
  ★ Increase circumference and torsion Stiffness.

Durability on Carcass higher turn up edge area in high driving torque and steer without driving operation.

Off-The-Road Bias Tyres General Applications for Earthmover

		WIDE BASE TIRES						
Tread Design								
TRA Code		E-2	E-3	E-3	E-3	E-3	E-3	E-3
		Regular Tread	Regular Tread	Regular Tread	Regular Tread	Regular Tread	Regular Tread	Regular Tread
Tread Depth		100%	100%	100%	100%	100%	100%	100%
Pattern		CB716	CB715	CL728	CL729	E3/L3*	EL27	EL29
Machines	Dump Truck	○	—	◎	◎	◎	◎	◎
	Off Road Truck	—	—	—	—	—	—	—
	Articulated Dump Truck	◎	—	◎	◎	◎	◎	◎
	Wheeled Excavators	—	◎	—	—	—	—	—
	Scraper	—	—	◎	◎	◎	◎	◎
Surface	Sand	◎	○	○	○	○	○	○
	Mud	◎	◎	◎	◎	◎	◎	◎
	* Silt & Clay	○	◎	◎	◎	◎	◎	◎
	Rock	○	○	○	○	○	○	○
	Paved	—	—	—	—	—	—	—

◎ Recommended ○ Suitable — Not applicable * Some rock surfaces acceptable
E3/L3*: This tires marked with E-3 & L-3 have specified capacity on each servicing condition

Off-The-Road Bias Tyres General Applications for Earthmover

		NARROW BASE TYRES					
Tread Design							
TRA Code		E-4	E-3	E-2	E-3	E-4	E-4
		Deep Tread	Regular Tread	Regular Tread	Regular Tread	Deep Tread	Deep Tread
Tread Depth		150%	100%	100%	100%	150%	150%
Pattern		CL735	CL736	CB716	E3/L3*	CL710	CL711
Machines	Dump Truck	◎	◎	◎	◎	—	—
	Off Road Truck	◎	◎	—	—	◎	◎
	Articulated Dump Truck	—	—	○	○	—	—
	Wheeled Excavators	—	—	—	—	—	—
	Scraper	—	—	—	—	—	—
Surface	Sand	○	○	○	○	◎	◎
	Mud	◎	◎	◎	◎	◎	◎
	* Silt & Clay	◎	◎	◎	◎	—	—
	Rock	○	○	○	○	—	—
	Paved	—	—	—	—	○	○

◎ Recommended ○ Suitable — Not applicable * Some rock surfaces acceptable
E3/L3*: This tyres marked with E-3 & L-3 have specified capacity on each servicing condition

Off-The-Road Bias Tyres General Applications for Loader & Dozer

		NARROW & WIDE BASE TYRES											
Tread Design													
TRA Code		L-2	E-3	E-3	L-3	E-3	E-3	E-4	E-3	G-2	C-1	L-4S	L-5S
		Regular Tread	Regular Tread	Regular Tread	Regular Tread	Regular Tread	Regular Tread	Deep Tread	Regular Tread	Regular Tread	Regular Tread	Deep Tread	Deep Tread
Tread Depth		100%	100%	100%	100%	100%	100%	150%	100%	100%	100%	150%	150%
Pattern		CB716	CL728	CL729	E3/L3	EL27	EL29	CL735	CL736	G2/L2*	CS726	CS730	SM03/05
Machines	Loader & Dozer	◎	◎	◎	◎	◎	◎	◎	◎	○	—	◎	—
	Grader	◎	—	—	◎	—	—	○	◎	◎	—	—	—
	Backhoe Loaders	◎	—	—	○	—	—	○	○	◎	—	—	—
	Underground Haulers	—	—	—	—	—	—	—	—	—	—	◎	◎
	Compactors	—	—	—	—	—	—	—	—	—	◎	—	—
Surface	Sand	○	○	○	○	○	○	○	○	○	—	—	—
	Mud	◎	◎	◎	◎	◎	◎	◎	◎	◎	—	—	—
	* Silt & Clay	◎	◎	◎	◎	◎	◎	◎	◎	◎	—	○	○
	Rock	○	○	○	○	○	○	○	○	—	—	◎	◎
	Paved	—	—	—	—	—	—	—	—	—	◎	—	—

◎ Recommended ○ Suitable — Not applicable * Some rock surfaces acceptable

G2/L2*: This tyres marked with G-2 & L-2 have specified capacity on each servicing condition

Off-The-Road Bias Tyres Applications For Industrial Use

		NARROW BASE TYRES						
Tread Design								
TRA Code		IND-3	IND-4	IND-3	IND-3	IND-3	E-4	E-4
		Regular Tread	Deep Tread	Regular Tread	Regular Tread	Regular Tread	Deep Tread	Deep Tread
Tread Depth		100%	150%	100%	100%	100%	150%	150%
Pattern		CL627	CL629	E3/L3	CL909	CL969	CL710	CL711
Machines	Flat Bed Carrier	—	—	—	◎	◎	◎	◎
	Loaded Container Handler	○	◎	○	—	—	—	—
	Lift Truck	○	◎	○	◎	◎	◎	◎
	Straddle Carrier	—	—	◎	—	—	—	—
	Rubber Tired Gantry Cranes	◎	—	◎	—	—	—	—
Surface		used on hard improved surfaces, smooth floors and runway						

◎ Recommended ○ Suitable — Not applicable * Some rock surfaces acceptable

Reinforced IND use casing for heavy load and long life

- High casing durability
  Thicker cushion gauge between Plies to increase adhesion
- Strong Casing and Bead construction
  More layers of carcass plies and thoughbead wires for higher load and higher inflation pressure. Also, improved better driving stability operations
- Longer tread life
  Wide tread , larger tread contact area provide wear resistant
- Optimized special tread compound
  The balance of long life and better endurance

Earthmover / Loader - Radial

CB760

Size	TRA Code	Ply Rating	Service Index	Standard Rim	Tread Depth (mm)	Overall Diameter (mm)	Section Width (mm)	Max. Load Capacity (KG)	Cold Inflation Pressure (KPA)	TT/TL
17.5R25	L-3	★	176A2	14.00/1.5	27.0	1350	445	7100	500	TL
17.5R25	E-3	★★	167B	14.00/1.5	27.0	1350	445	5450	525	TL
20.5R25	E-3	★★	177B	17.00/2.0	28.5	1490	520	7300	525	TL
20.5R25	L-3	★	186A2	17.00/2.0	28.5	1490	520	9500	500	TL
23.5R25	E-3	★★	185B	19.50/2.5	35.5	1615	595	9250	525	TL
23.5R25	L-3	★	195A2	19.50/2.5	35.5	1615	595	12150	500	TL
23.5R25	L-3	★★	201A2	19.50/2.5	35.5	1615	595	14500	650	TL

CB761

Size	TRA Code	Ply Rating	Service Index	Standard Rim	Tread Depth (mm)	Overall Diameter (mm)	Section Width (mm)	Max. Load Capacity (KG)	Cold Inflation Pressure (KPA)	TT/TL
21.00R35	E-3	★★	201B	15.00/3.0	44.0	2005	570	14500	700	TL
26.5R25	E-3	★★	193B	22.00/3.0	37.0	1750	675	11500	525	TL
26.5R25	L-3	★	202A2	22.00/3.0	37.0	1750	675	15000	500	TL

Earthmover / Loader - Radial

CB763

Size	TRA Code	Ply Rating	Service Index	Standard Rim	Tread Depth (mm)	Overall Diameter (mm)	Section Width (mm)	Max. Load Capacity (KG)	Cold Inflation Pressure (KPA)	TT/TL
29.5R25	E-4	★★	200B	25.00/3.5	59.0	1920	750	14000	525	TL
29.5R25	L-4	★	208A2	25.00/3.5	59.0	1920	750	18000	500	TL

CB768

Size	TRA Code	Ply Rating	Service Index	Standard Rim	Tread Depth (mm)	Overall Diameter (mm)	Section Width (mm)	Max. Load Capacity (KG)	Cold Inflation Pressure (KPA)	TT/TL
23.5R25	E-3	★★	185B	19.50/2.5	44.0	1615	595	9250	525	TL
23.5R25	L-3	★	195A2	19.50/2.5	44.0	1615	595	12150	500	TL
23.5R25	L-3	★★	201A2	19.50/2.5	44.0	1615	595	14500	650	TL
29.5R25	E-4	★★	200B	25.00/3.5	50.0	1920	750	14000	525	TL
29.5R25	L-4	★	208A2	25.00/3.5	50.0	1920	750	18000	500	TL

Earthmover / Loader - Radial

CB765

Size	TRA Code	Ply Rating	Service Index	Standard Rim	Tread Depth (mm)	Overall Diameter (mm)	Section Width (mm)	Max. Load Capacity (KG)	Cold Inflation Pressure (KPA)	TT/TL
14.00R24	E-3	★★★	169B	10.00/1.5	27.0	1370	375	5800	700	TT
13.00R25	E-3	★★★	163B	10.00/1.5	27.0	1300	350	4875	700	TT
14.00R25	E-3	★★★	169B	10.00/1.5	27.0	1370	375	5800	700	TT
24.00R35	E-4	★★	209B	17.00/3.5	57.0	2175	655	18500	700	TL

CB771

Size	TRA Code	Ply Rating	Service Index	Standard Rim	Tread Depth (mm)	Overall Diameter (mm)	Section Width (mm)	Max. Load Capacity (KG)	Cold Inflation Pressure (KPA)	TT/TL
14.00R25	E-4	★★★	169B	10.00/1.5	38.0	1420	375	5800	700	TT
24.00R35	E-4	★★	209B	17.00/3.5	65.0	2175	655	18500	700	TL

Earthmover / Loader - Radial

CB773

Size	TRA Code	Ply Rating	Service Index	Standard Rim	Tread Depth (mm)	Overall Diameter (mm)	Section Width (mm)	Max. Load Capacity (KG)	Cold Inflation Pressure (KPA)	TT/TL
23.5R25	L-5	★	195A2	19.50/2.5	76.0	1675	595	12150	500	TL
23.5R25	L-5	★★	201A2	19.50/2.5	76.0	1675	595	14500	650	TL
26.5R25	L-5	★	202A2	22.00/3.0	86.0	1800	675	15000	500	TL
26.5R25	L-5	★★	209A2	22.00/3.0	86.0	1800	675	18500	650	TL
29.5R25	L-5	★	208A2	25.00/3.5	94.0	1920	750	18000	500	TL
29.5R25	L-5	★★	216A2	25.00/3.5	94.0	1920	750	22400	650	TL

Earthmover / Loader - Bias

CB715

Size	TRA Code	Ply Rating	Service Index	Standard Rim	Tread Depth (mm)	Overall Diameter (mm)	Section Width (mm)	Max. Load Capacity (KG)	Cold Inflation Pressure (KPA)	TT/TL
16/70-20	E-3	14		13.00	24.5	1075	410	5150	450	TT

CB716

Size	TRA Code	Ply Rating	Service Index	Standard Rim	Tread Depth (mm)	Overall Diameter (mm)	Section Width (mm)	Max. Load Capacity (KG)	Cold Inflation Pressure (KPA)	TT/TL
13.00-24	E-2	12		10.00	24.5	1300	350	3000	300	TT
13.00-24	L-2	12		10.00	24.5	1300	350	3000	450	TT
15.5-25	E-2	12		12.00/1.3	24.5	1275	395	3250	250	TT/TL
15.5-25	L-2	12		12.00/1.3	24.5	1275	395	5600	400	TT/TL
15.5-25	E-2	16		12.00/1.3	24.5	1275	395	4250	400	TT/TL
15.5-25	L-2	16		12.00/1.3	24.5	1275	395	6750	550	TT/TL
17.5-25	E-2	12		14.00/1.5	26.0	1350	445	3650	225	TT/TL
17.5-25	L-2	12		14.00/1.5	26.0	1350	445	6150	350	TT/TL
17.5-25	E-2	16		14.00/1.5	26.0	1350	445	4250	300	TT/TL
17.5-25	L-2	16		14.00/1.5	26.0	1350	445	7300	475	TT/TL

Earthmover / Loader - Bias

CL710

Size	TRA Code	Ply Rating	Service Index	Standard Rim	Tread Depth (mm)	Overall Diameter (mm)	Section Width (mm)	Max. Load Capacity (KG)	Cold Inflation Pressure (KPA)	TT/TL
12.00-24	E-4	20		8.50	35.0	1275	315	3750	550	TT

CL711

Size	TRA Code	Ply Rating	Service Index	Standard Rim	Tread Depth (mm)	Overall Diameter (mm)	Section Width (mm)	Max. Load Capacity (KG)	Cold Inflation Pressure (KPA)	TT/TL
12.00-24	E-4	20		8.50	35.0	1275	315	3750	550	TT

Earthmover / Loader - Bias

Size	TRA Code	Ply Rating	Service Index	Standard Rim	Tread Depth (mm)	Overall Diameter (mm)	Section Width (mm)	Max. Load Capacity (KG)	Cold Inflation Pressure (KPA)	TT/TL
23.5-25	E-3	16		19.50/2.5	33.0	1615	595	6150	225	TT/TL
23.5-25	L-3	16		19.50/2.5	33.0	1615	595	9500	300	TT/TL
23.5-25	E-3	20		19.50/2.5	33.0	1615	595	7300	300	TT/TL
23.5-25	L-3	20		19.50/2.5	33.0	1615	595	10900	375	TT/TL
23.5-25	E-3	24		19.50/2.5	33.0	1615	595	8000	350	TT/TL
23.5-25	L-3	24		19.50/2.5	33.0	1615	595	12500	475	TT/TL
29.5-25	E-3	22		25.00/3.5	50.0	1875	750	10000	250	TT
29.5-25	L-3	22		25.00/3.5	50.0	1875	750	15000	325	TT
29.5-25	E-3	28		25.00/3.5	50.0	1875	750	11500	325	TT
29.5-25	L-3	28		25.00/3.5	50.0	1875	750	17500	425	TT
29.5-25	L-3	34		25.00/3.5	50.0	1875	750	20000	525	TT

Size	TRA Code	Ply Rating	Service Index	Standard Rim	Tread Depth (mm)	Overall Diameter (mm)	Section Width (mm)	Max. Load Capacity (KG)	Cold Inflation Pressure (KPA)	TT/TL
17.5-25	L-3	12		14.00/1.5	26.0	1350	445	6150	350	TT/TL
17.5-25	L-3	16		14.00/1.5	26.0	1350	445	7300	470	TT/TL
20.5-25	L-3	16		17.00/2.0	31.0	1495	520	8250	350	TT/TL
20.5-25	L-3	20		17.00/2.0	31.0	1495	520	9500	450	TT/TL
23.5-25	E-3	16		19.50/2.5	33.0	1615	595	6150	225	TT/TL
23.5-25	E-3	20		19.50/2.5	33.0	1615	595	7300	300	TT/TL
23.5-25	E-3	24		19.50/2.5	33.0	1615	595	8000	350	TT/TL
29.5-25	E-3	22		25.00/3.5	50.0	1875	750	10000	250	TL
29.5-25	E-3	28		25.00/3.5	50.0	1875	750	11500	325	TL

Earthmover / Loader - Bias

Size	TRA Code	Ply Rating	Service Index	Standard Rim	Tread Depth (mm)	Overall Diameter (mm)	Section Width (mm)	Max. Load Capacity (KG)	Cold Inflation Pressure (KPA)	TT/TL
12.00-20	E-4	20		8.50	30.0	1125	313	4000	810	TT
12.00-24	E-4	24		8.50	30.0	1245	315	4125	650	TT
12.00-24	L-3	24		8.50	30.0	1245	315	7500	975	TT
14.00-24	E-4	24		10.00	42.0	1420	375	5150	575	TT
13.00-25	E-4	28		8.50	32.0	1300	350	5050	740	TT/TL
14.00-25	E-4	28		10.00/20	32.0	1370	375	5600	650	TT
14.00-25	L-3	28		10.00/20	32.0	1370	375	10000	925	TT
18.00-25	E-4	32		13.00/25	38.0	1615	495	8750	575	TT/TL
18.00-25	L-3	32		13.00/25	38.0	1615	495	15000	750	TT/TL
18.00-25	E-4	36		13.00/25	38.0	1615	495	9250	625	TT/TL
18.00-25	L-3	36		13.00/25	38.0	1615	495	16000	850	TT/TL
18.00-25	L-3	40		13.00/25	38.0	1615	495	17000	950	TT/TL

Size	TRA Code	Ply Rating	Service Index	Standard Rim	Tread Depth (mm)	Overall Diameter (mm)	Section Width (mm)	Max. Load Capacity (KG)	Cold Inflation Pressure (KPA)	TT/TL
11.00-20	E-3	20		8	27	1105	293	5535	900	TT
12.00-20	E-3	20		8.5	27	1145	315	6335	900	TT
13.00-25	E-3	28		8.5/1.5	26	1300	350	9380	1050	TT
14.00-20	E-3	24		10	23	1265	375	8400	850	TT
14.00-24	E-3	20		10	26	1370	375	9500	850	TT

Earthmover / Loader - Bias

CL739

Size	TRA Code	Ply Rating	Service Index	Standard Rim	Tread Depth (mm)	Overall Diameter (mm)	Section Width (mm)	Max. Load Capacity (KG)	Cold Inflation Pressure (KPA)	TT/TL
11.00-20	E-3	20		8	27	1105	293	5535	900	TT
12.00-20	E-3	20		8.5	8.5	1145	315	6335	900	TT

CS730

Size	TRA Code	Ply Rating	Service Index	Standard Rim	Tread Depth (mm)	Overall Diameter (mm)	Section Width (mm)	Max. Load Capacity (KG)	Cold Inflation Pressure (KPA)	TT/TL
14.00-24	L-4S	24	186A2	10.00		1360	360	9500	850	TT
14.00-24	L-4S	28	188A2	10.00		1360	360	10000	925	TT

EL27

Size	TRA Code	Ply Rating	Service Index	Standard Rim	Tread Depth (mm)	Overall Diameter (mm)	Section Width (mm)	Max. Load Capacity (KG)	Cold Inflation Pressure (KPA)	TT/TL
26.5-25	E-4	28		22.00/3.0	54	1780	675	15500	475	TL
23.5-25	E-3	20		19.5/2.5	35	1615	595	10900	375	TT

Earthmover / Loader - Bias

EL29

Size	TRA Code	Ply Rating	Service Index	Standard Rim	Tread Depth (mm)	Overall Diameter (mm)	Section Width (mm)	Max. Load Capacity (KG)	Cold Inflation Pressure (KPA)	TT/TL
29.5-25	E-4	28		25.00/3.5	57	1970	830	17500	425	TL
29.5-25	E-4	34		25.00/3.5	57	1970	830	19700	475	TL

G2/L2

Size	TRA Code	Ply Rating	Service Index	Standard Rim	Tread Depth (mm)	Overall Diameter (mm)	Section Width (mm)	Max. Load Capacity (KG)	Cold Inflation Pressure (KPA)	TT/TL
13.00-24	L-2	12		8.00TG	25.5	1278	333	5600	450	TT
13.00-24	L-2	16		8.00TG	25.5	1278	333	6500	600	TT
14.00-24	L-2	12		8.00TG	25.5	1348	362	6300	425	TT
14.00-24	L-2	16		8.00TG	25.5	1348	362	7300	550	TT

SM03/05

Size	TRA Code	Ply Rating	Service Index	Standard Rim	Tread Depth (mm)	Overall Diameter (mm)	Section Width (mm)	Max. Load Capacity (KG)	Cold Inflation Pressure (KPA)	TT/TL
10.00-20 (SM03)	L-4S	14		7.5	光面,深31	1055	278	4695	690	TT
12.00-24 (SM03)	L-4S	20		8.5	光面,深32	1270	315	6900	825	TT
18.00-25 (SM05)	L-5S	32		13.00/2.5	90	1675	500	15000	750	TL

Earthmover / Loader - Bias

Size	TRA Code	Ply Rating	Service Index	Standard Rim	Tread Depth (mm)	Overall Diameter (mm)	Section Width (mm)	Max. Load Capacity (KG)	Cold Inflation Pressure (KPA)	TT/TL
14.00-24	E-3	28		10.00	25.5	1348	362	5600	650	TT
14.00-24	L-3	28		10.00	25.5	1348	362	10000	925	TT
16.00-25	E-3	28		11.25/2.0	29.0	1495	430	6700	575	TT/TL
16.00-25	L-3	28		11.25/2.0	29.0	1495	430	11500	750	TT/TL
16.00-25	E-3	32		11.25/2.0	29.0	1495	430	7300	650	TT/TL
16.00-25	L-3	32		11.25/2.0	29.0	1495	430	16875	1000	TT/TL
20.5-25	E-3	16		17.00/2.0	31.0	1495	520	5450	275	TT/TL
20.5-25	L-3	16		17.00/2.0	31.0	1495	520	8250	350	TT/TL
20.5-25	E-3	20		17.00/2.0	31.0	1495	520	6000	325	TT/TL
20.5-25	L-3	20		17.00/2.0	31.0	1495	520	9500	450	TT/TL
23.5-25	E-3	16		19.50/2.5	33.0	1615	595	6150	225	TT/TL
23.5-25	L-3	16		19.50/2.5	33.0	1615	595	9500	300	TT/TL
23.5-25	E-3	20		19.50/2.5	33.0	1615	595	7300	300	TT/TL
23.5-25	L-3	20		19.50/2.5	33.0	1615	595	10900	375	TT/TL
26.5-25	E-3	20		22.00/3.0	39.0	1750	675	8250	250	TL
26.5-25	L-3	20		22.00/3.0	39.0	1750	675	13200	350	TL
26.5-25	E-3	28		22.00/3.0	39.0	1750	675	10000	350	TL
26.5-25	L-3	28		22.00/3.0	39.0	1750	675	15500	475	TL

Grader

Size	TRA Code	Ply Rating	Service Index	Standard Rim	Tread Depth (mm)	Overall Diameter (mm)	Section Width (mm)	Max. Load Capacity (KG)	Cold Inflation Pressure (KPA)	TT/TL
13.00-24	G-2	12		10.00	24.5	1300	350	2725	300	TT/TL

Size	TRA Code	Ply Rating	Service Index	Standard Rim	Tread Depth (mm)	Overall Diameter (mm)	Section Width (mm)	Max. Load Capacity (KG)	Cold Inflation Pressure (KPA)	TT/TL
13.00-24	G-2	12		8.00TG	25.5	1278	333	2725	300	TT/TL
14.00-24	G-2	12		8.00TG	25.5	1348	362	3075	250	TT/TL

Compactor

CS726

Size	TRA Code	Ply Rating	Service Index	Standard Rim	Tread Depth (mm)	Overall Diameter (mm)	Section Width (mm)	Max. Load Capacity (KG)	Cold Inflation Pressure (KPA)	TT/TL
11.00-20	C-1	16		8.00	/	1070	290	5430	740	TT/TL

C-7

Size	TRA Code	Ply Rating	Service Index	Standard Rim	Tread Depth (mm)	Overall Diameter (mm)	Section Width (mm)	Max. Load Capacity (KG)	Cold Inflation Pressure (KPA)	TT/TL
23.1-26	C-7	12		DW20	17.0	1500	595	3600(30km/h)	170	TT/TL

High Way Service

CM767

Size	TRA Code	Ply Rating	Service Index	Standard Rim	Tread Depth (mm)	Overall Diameter (mm)	Section Width (mm)	Max. Load Capacity (KG)	Cold Inflation Pressure (KPA)	TT/TL
20.5R25		★★	179E	17.00/2.0	28.5	1490	520	7750	700	TL
525/80R25	E-3	★★	179E	17.00/2.0	28.5	1490	520	7750	700	TL
525/80R25	E-3	★★	176F	17.00/2.0	28.5	1490	520	7100	700	TL

CM770

Size	TRA Code	Ply Rating	Service Index	Standard Rim	Tread Depth (mm)	Overall Diameter (mm)	Section Width (mm)	Max. Load Capacity (KG)	Cold Inflation Pressure (KPA)	TT/TL
385/95R25	E-3	★★★	170F	10.00/1.5	24.0	1369	379	6000	900	TL
445/95R25	E-3	★★	174F	11.25/2.0	28.0	1481	435	6700	900	TL
445/95R25	E-3	★★	177E	11.25/2.0	28.0	1481	435	7300	900	TL

CM772

Size	TRA Code	Ply Rating	Service Index	Standard Rim	Tread Depth (mm)	Overall Diameter (mm)	Section Width (mm)	Max. Load Capacity (KG)	Cold Inflation Pressure (KPA)	TT/TL
325/95R24		22	162K	9.00	20.0	1228	325	4750	850	TL

Industrial Service - Port

CB760

Size	TRA Code	Ply Rating	Service Index	Standard Rim	Tread Depth (mm)	Overall Diameter (mm)	Section Width (mm)	Max. Load Capacity (KG)	Cold Inflation Pressure (KPA)	TT/TL
23.5R25	IND-3	★★★	212A2	19.50/2.5	35.5	1615	595	20000	750	TL

CB761

Size	TRA Code	Ply Rating	Service Index	Standard Rim	Tread Depth (mm)	Overall Diameter (mm)	Section Width (mm)	Max. Load Capacity (KG)	Cold Inflation Pressure (KPA)	TT/TL
26.5R25	IND-3	★★★	218A2	22.00/3.0	37.0	1750	675	23600	700	TL

CR766

Size	TRA Code	Ply Rating	Service Index	Standard Rim	Tread Depth (mm)	Overall Diameter (mm)	Section Width (mm)	Max. Load Capacity (KG)	Cold Inflation Pressure (KPA)	TT/TL
16.00R25	IND-4	★★	200A5	11.25/2.0	50.0	1550	430	14000	1000	TL

Industrial Service - Port

CL627

Size	TRA Code	Ply Rating	Standard Rim	Tread Depth (mm)	Overall Diameter (mm)	Section Width (mm)	Load Capacity at various speed (KG)				Cold Inflation Pressure (KPA)	TT/TL
							0KM/H	5KM/H	10KM/H	25KM/H		
18.00-25	IND-3	40	13.00/2.5	43.0	1615	510	30600	24600	22900	21200	1140	TT/TL
18.00-25	IND-3	44	13.00/2.5	43.0	1615	510	32700	26300	24500	/	1260	TT/TL
21.00-25	IND-3	40	15.00/3.5	44.0	1750	575	36380	29311	27290	/	1000	TT/TL

CL629

Size	TRA Code	Ply Rating	Standard Rim	Tread Depth (mm)	Overall Diameter (mm)	Section Width (mm)	Load Capacity at various speed (KG)				Cold Inflation Pressure (KPA)	TT/TL
							0KM/H	5KM/H	10KM/H	25KM/H		
12.00-24	IND-4	20	8.50	35.0	1247	315	11400	9900	8500	6500	950	TT
12.00-24	IND-4	24	8.50	35.0	1247	315	12300	10800	9300	6750	1150	TT
14.00-24	IND-4	24	10.00	50.0	1370	375	13200	12200	11200	8200	1000	TT
14.00-24	IND-4	28	10.00	50.0	1370	375	14200	13200	12200	9000	1150	TT
14.00-24	IND-4	32	10.00	50.0	1370	375	15000	14000	13000	9800	1150	TT
16.00-25	IND-4	32	11.25/2.0	50.0	1495	430	22500	18100	16900	15600	1050	TT/TL
16.00-25	IND-4	36	11.25/2.0	50.0	1495	430	24500	19700	18400	17000	1170	TT/TL
16.00-25	IND-4	40	11.25/2.0	50.0	1495	430	25600	20600	19200	16500	1260	TT/TL
18.00-25	IND-4	40	13.00/2.5	55.0	1673	515	30600	24600	22900	21200	1000	TT/TL

Industrial Service - Port

CL909

Size	TRA Code	LR/PR	Standard Rim	Tread Depth (mm)	Overall Diameter (mm)	Section Width (mm)	Max. Load (KG)		Cold Inflation (KPA)		TT/TL
							Single	Dual	Single	Dual	
12.00-20	IND-3	J/18	8.50	23.0	1125	315	3750	3350	810	740	TT
12.00-20	IND-3	L/20	8.50	23.0	1125	315	4000	3450	880	810	TT

CB332

Size	TRA Code	Ply Rating	Service Index	Standard Rim	Tread Depth (mm)	Overall Diameter (mm)	Section Width (mm)	Max. Load Capacity (KG)	Cold Inflation Pressure (KPA)	TT/TL
12. 00R20	IND-3	★★★	184A1	8.5	22.5	1136	315	9000	950	TT

E3/L3

Size	TRA Code	Ply Rating	Standard Rim	Tread Depth (mm)	Overall Diameter (mm)	Section Width (mm)	Load Capacity at various speed (KG)				Cold Inflation Pressure (KPA)	TT/TL
							0KM/H	5KM/H	10KM/H	25KM/H		
16.00-25	IND-3	28	11.25/2.0	29.0	1495	430	20700	16700	15500	14400	900	TT/TL
16.00-25	IND-3	32	11.25/2.0	29.0	1495	430	22500	18100	16900	15600	1050	TT/TL

Industrial Service - Forklift

CL710

Size	TRA Code	Ply Rating	Service Index	Standard Rim	Tread Depth (mm)	Overall Diameter (mm)	Section Width (mm)	Max. Load Capacity (KG)	Cold Inflation Pressure (KPA)	TT/TL
12.00-24	IND-4	20	★	8.50	35.0	1275	315	3750	550	TT

CL711

Size	TRA Code	Ply Rating	Service Index	Standard Rim	Tread Depth (mm)	Overall Diameter (mm)	Section Width (mm)	Max. Load Capacity (KG)	Cold Inflation Pressure (KPA)	TT/TL
12.00-24	IND-4	20		8.50	35.0	1275	315	3750	550	TT

CL969

Size	TRA Code	LR/PR	Standard Rim	Tread Depth (mm)	Overall Diameter (mm)	Section Width (mm)	Max. Load (KG)		Cold Inflation (KPA)		TT/TL
							Single	Dual	Single	Dual	
12.00-20	IND-3	J/18	8.50	23.0	1125	315	3750	3350	810	740	TT
12.00-20	IND-3	L/20	8.50	23.0	1125	315	4000	3450	880	810	TT
12.00-24	IND-3	J/18	8.50	23.0	1225	315	4195		810		TT
12.00-24	IND-3	L/20	8.50	23.0	1225	315	4500		880		TT

Industrial Service - Forklift

CL618

Size	TRA Code	Ply Rating	Service Index	Standard Rim	Tread Depth (mm)	Overall Diameter (mm)	Section Width (mm)	Max. Load Capacity (KG)	Cold Inflation Pressure (KPA)	TT/TL
4.00-8		6		3.00D	7.0	415	112	640	720	
7.00-9		10		5.00S	10.0	590	190	1995	860	
8.25-12		12		5.00S	13.0	728	210	2000	700	

CL619

Size	TRA Code	Ply Rating	Service Index	Standard Rim	Tread Depth (mm)	Overall Diameter (mm)	Section Width (mm)	Max. Load Capacity (KG)	Cold Inflation Pressure (KPA)	TT/TL
5.00-8		10		3.50D	12.0	470	137	1150	1000	
6.00-9		8		4.00E	13.0	540	160	1125	690	
6.00-9		10		4.00E	13.0	540	160	1505	860	
6.00-9		12		4.00E	13.0	540	160	1675	1030	
6.50-10		10		5.00F	13.0	590	175	1655	790	
7.00-12		12		5.00S	15.0	676	190	2375	860	
7.00-15		12		5.50	15.0	750	200	2870	860	
7.50-15		12		6.00	17.0	780	215	3075	790	
8.25-15		14		6.50	16.0	840	235	3775	830	
8.25-15		16		6.50	16.0	840	235	4330	900	
18×7-8		16		4.33R	14.0	173	465	1640	1000	
21×8-9		14		6.00E	15.5	535	200	2040	1000	
23×9-10		18		6.50F	16.0	595	225	3160	1050	
28×9-15		14		7.00	13.0	710	220	3050	970	
28×9-15		16		7.00	13.0	710	220	3115	1000	
250-15		16		7.50	21.5	735	250	3865	930	
300-15		18		8.00	22.0	840	300	5530	830	
300-15		20		8.00	22.0	840	300	5940	930	

Industrial Service - Forklift

CL621

Size	TRA Code	Ply Rating	Service Index	Standard Rim	Tread Depth (mm)	Overall Diameter (mm)	Section Width (mm)	Max. Load Capacity (KG)	Cold Inflation Pressure (KPA)	TT/TL
5.00-8		10		3.50D	11.0	470	137	1150	1000	
6.00-9		10		4.00E	12.5	540	160	1505	860	
7.00-9		10		5.00S	10.0	590	190	1995	860	
6.50-10		10		5.00F	12.0	590	175	1655	790	
7.00-12		12		5.00S	13.0	676	190	2375	860	
8.25-12		12		6.50	19.0	765	235	3060	720	
6.00-15		10+		4.50E	14.0	705	170	2185	830	
8.25-15		14		6.50	16.0	840	235	3775	830	
9.00-16		14		6.50H	16.0	890	255	4495	760	
8.25-20		14		6.50	15.0	974	235	4575	830	
9.00-20		16								
18×7-8		14		4.33R	16.0	173	465	1440	900	
23×9-10		18		6.50F	14.0	595	225	3160	1050	
27×10-12		14		8.00G	14.0	690	255	3210	720	
28×9-15		14		7.00	16.0	710	220	3050	970	
250-15		16		7.50	21.0	735	250	3865	930	
300-15		18+		8.00	23.0	840	300	5530	830	

CL628

Size	TRA Code	Ply Rating	Service Index	Standard Rim	Tread Depth (mm)	Overall Diameter (mm)	Section Width (mm)	Max. Load Capacity (KG)	Cold Inflation Pressure (KPA)	TT/TL
6.00-9 (B)		10		4.00E	13.0	540	160	1505	860	
6.50-10 (B)		10		5.00F	15.0	590	175	1655	790	
7.00-12 (B)		12		5.00S	17.0	676	190	2375	860	
8.25-12 (B)		12		6.50	16.5	765	235	3060	720	
8.25-15 (B)		14		6.50	15.5	840	235	3775	830	
28×9-15 (B)		14		7.00	16.0	710	220	3050	970	
300-15 (B)		18+		8.00	23.0	840	300	5530	830	

Industrial Service - Forklift

CL622

Size	TRA Code	Ply Rating	Service Index	Standard Rim	Tread Depth (mm)	Overall Diameter (mm)	Section Width (mm)	Max. Load Capacity (KG)	Cold Inflation Pressure (KPA)	TT/TL
10.00-20		16		7.50	22.0	1073	278			
12.00-20		16		8.50	25.0	1125	315			
12.00-20		18		8.50	25.0	1125	315			
12.00-20		20		8.50	25.0	1125	315			

CL623

Size	TRA Code	Ply Rating	Service Index	Standard Rim	Tread Depth (mm)	Overall Diameter (mm)	Section Width (mm)	Max. Load Capacity (KG)	Cold Inflation Pressure (KPA)	TT/TL
9.00-16		14		6.50H	15.0	890	255	4495	760	

CL626

Size	TRA Code	Ply Rating	Service Index	Standard Rim	Tread Depth (mm)	Overall Diameter (mm)	Section Width (mm)	Max. Load Capacity (KG)	Cold Inflation Pressure (KPA)	TT/TL
10.00-20		18		7.50	26.5	1099	278	6755	910	
12.00-20		20		8.50	26.5	1173	315	8055	880	

Industrial Service - Forklift

EDT

Size	TRA Code	Ply Rating	Service Index	Standard Rim	Tread Depth (mm)	Overall Diameter (mm)	Section Width (mm)	Max. Load Capacity (KG)	Cold Inflation Pressure (KPA)	TT/TL
5.00-8		10		3.50D	17.5	470	137	1150	1000	
6.00-9		12		4.00E	19.3	540	160	1675	1030	
6.50-10		12		5.00F	23.8	590	175	1860	790	
7.00-12		14		5.00S	22.0	676	190	2670	1000	
7.00-15		14		5.50	23.0	750	200	2870	1000	
7.50-15		14		6.00	21.5	780	215	3375	925	
8.25-15		14		6.50	24.5	840	235	3775	830	
28×9-15		14		7.00	20.6	710	220	3050	970	

Industrial Service - Skidsteer

CL718

Size	TRA Code	Ply Rating	Service Index	Standard Rim	Tread Depth (mm)	Overall Diameter (mm)	Section Width (mm)	Max. Load Capacity (KG)	Cold Inflation Pressure (KPA)	TT/TL
10-16.5		8		8.25	15.0	773	264	2135	520	
12-16.5		10		9.75	18.0	831	307	2540	450	

CL719

Size	TRA Code	Ply Rating	Service Index	Standard Rim	Tread Depth (mm)	Overall Diameter (mm)	Section Width (mm)	Max. Load Capacity (KG)	Cold Inflation Pressure (KPA)	TT/TL
10-16.5		8		8.25	15.0	773	264	2135	520	
12-16.5		10		9.75	18.0	831	307	2540	450	

CL720

Size	TRA Code	Ply Rating	Service Index	Standard Rim	Tread Depth (mm)	Overall Diameter (mm)	Section Width (mm)	Max. Load Capacity (KG)	Cold Inflation Pressure (KPA)	TT/TL
10-16.5		12		8.25	21.0	773	264	2375	620	

Industrial Service - Skidsteer

CL721

Size	TRA Code	Ply Rating	Service Index	Standard Rim	Tread Depth (mm)	Overall Diameter (mm)	Section Width (mm)	Max. Load Capacity (KG)	Cold Inflation Pressure (KPA)	TT/TL
12-16.5		14		9.75	28.5	931	307	3075	620	

CL723

Size	TRA Code	Ply Rating	Service Index	Standard Rim	Tread Depth (mm)	Overall Diameter (mm)	Section Width (mm)	Max. Load Capacity (KG)	Cold Inflation Pressure (KPA)	TT/TL
10-16.5		10		8.25	18.0	773	264	2135	520	
12-16.5		12		9.75	20.0	831	307	2865	550	

K192

Size	TRA Code	Ply Rating	Service Index	Standard Rim	Tread Depth (mm)	Overall Diameter (mm)	Section Width (mm)	Max. Load Capacity (KG)	Cold Inflation Pressure (KPA)	TT/TL
10-16.5		8		8.25	16.5	773	264	1880	410	
10-16.5		10		8.25	16.5	773	264	2135	520	
12-16.5		10		9.75	18.0	831	307	2540	450	

Industrial Service - Solid

CL402(S)

Size	Tread Depth (mm)	Standard Rim	Overall Diameter (mm)	Section Width (mm)	Max. Load (Kg) [a]										Tire Weight (kg)
					6mph/10km/h		10mph/16km/h		15mph/25km/h [b]		Other Vehicles				
					Load	Steer	Load	Steer	Load	Steer	0mph/0km/h	4mph/6km/h	6mph/10km/h	15mph/25km/h	
5.00-8	25	3.00D	460	128	1255	965	1145	880	1060	815	1305	1060	960	815	17.7
5.00-8	25	3.25I	460	128	1360	1045	1235	950	1150	885	1415	1150	1045	885	18.0
5.00-8	25	3.75	460	128	1570	1205	1430	1100	1325	1020	1630	1325	1200	1020	18.1
6.00-9	25	4.00E	523	146	1975	1520	1805	1390	1675	1290	2065	1675	1520	1290	26.5
6.50-10	25	5.00F	574	156	2715	2090	2485	1910	2310	1775	2840	2310	2095	1775	33.6
6.50-10	25	5.50F	574	156	2985	2300	2735	2100	2540	1950	3125	2540	2305	1950	34.0
7.00-12	25	5.00S	655	160	3105	2390	2835	2180	2635	2025	3240	2635	2390	2025	45.5
7.00-15	25	5.50	730	180	3700	2845	3375	2595	3135	2410	3855	3135	2845	2410	57.0
7.00-15	25	6.00	730	180	4035	3105	3680	2830	3420	2630	4205	3420	3105	2630	58.0
8.25-15	30	5.50	820	207	4305	3310	3925	3020	3640	2800	4480	3640	3305	2800	86.5
8.25-15	30	6.50	820	207	5085	3910	4640	3570	4310	3315	5304	4310	3910	3315	87.0

Industrial Service - Solid

CL403(S)

Size	Tread Depth (mm)	Standard Rim	Overall Diameter (mm)	Section Width (mm)	Max. Load (Kg) [a]										Tire Weight (kg)
					6mph/10km/h		10mph/16km/h		15mph/25km/h [b]		Other Vehicles				
					Load	Steer	Load	Steer	Load	Steer	0mph/0km/h	4mph/6km/h	6mph/10km/h	15mph/25km/h	
4.00-8	20	3.00D	405	105	1090	840	995	765	925	710	1135	925	840	710	12.5
4.00-8	20	3.75	405	105	1175	905	1080	830	1000	770	1230	1000	910	770	12.5
5.00-8	25	3.00D	456	126	1255	965	1145	880	1060	815	1305	1060	960	815	17.0
15×4 1/2-8 (125/75-8)	20	3.00D	380	104	1005	775	915	705	850	655	1050	850	775	655	9.5
15×4 1/2-8 (125/75-8)	20	3.25I	380	104	1090	840	995	765	925	710	1135	925	835	710	9.5
16×6-8 (150/75-8)	20	4.33R	406	146	1545	1190	1410	1085	1305	1005	1610	1305	1185	1005	15.5
18×7-8 (180/70-8)	25	4.33R	455	158	2430	1870	2215	1705	2060	1585	2535	2060	1870	1585	22.0
6.00-9	25	4.00E	525	146	1975	1520	1805	1390	1675	1290	2065	1675	1520	1290	26.5
7.00-9	30	5.00S	550	168	2670	2055	2440	1875	2260	1740	2785	2260	2055	1740	35.0
21×8-9 (200/75-9)	25	6.00E	518	182	2890	2225	2645	2035	2455	1890	3025	2455	2230	1890	33.0
6.50-10	25	5.00F	570	156	2715	2090	2485	1910	2310	1775	2840	2310	2095	1775	33.8
200/50-10	20	6.50F	457	196	2910	2240	2665	2050	2470	1900	3040	2470	2240	1900	25.0
23×9-10 (225/75-10)	25	6.50F	580	200	3730	2870	3405	2620	3160	2430	3890	3160	2865	2430	46.0
7.00-12	30	5.00S	654	170	3105	2390	2835	2180	2635	2025	3240	2635	2390	2025	46.5
7.00-12	30	6.50	660	229	3926	3020	3590	2760	3330	2560	3840	3330	3020	2560	63.3
8.25-12	35	5.00S	720	195	3425	2635	3125	2405	2905	2235	3575	2905	2635	2235	64.2
23×10-12 (250/60-12)	25	8.00G	585	240	4450	3425	4060	3125	3770	2900	4640	3770	3420	2900	51.8
27×10-12 (250/75-12)	30	8.00G	676	240	4595	3535	4200	3230	3900	3000	4800	3900	3540	3000	72.0
250-15 (250/70-15)	30	7.00	720	236	5220	4015	4770	3670	4425	3405	5450	4425	4015	3405	73.0
250-15 (250/70-15)	30	7.50	720	236	5595	4305	5110	3930	4745	3650	5840	4745	4305	3650	73.5
300-15 (315/70-15)	30	8.00	813	254	6895	5305	6300	4845	5850	4500	7200	5850	5310	4500	108.0
7.50-15	30	5.50	750	190	3805	2925	3470	2670	3225	2480	3970	3225	2925	2480	68.0
7.50-15	30	6.50	750	190	4490	3455	4100	3155	3810	2930	4690	3810	3455	2930	69.0
8.25-15	35	5.50	818	203	4305	3310	3925	3020	3640	2800	4480	3640	3305	2800	88.5
8.25-15	35	6.50	818	203	5085	3910	4640	3570	4310	3315	5304	4310	3910	3315	88.5
28×9-15 (225/75-15)(8.15-15)	25	6.50	700	215	3770	2900	3445	2650	3200	2460	3935	3200	2900	2460	60.9
28×9-15 (225/75-15)(8.15-15)	25	7.00	700	215	4060	3125	3710	2855	3445	2650	4240	3445	3125	2650	60.9
28×12.5-15 (315/50-15)	30	9.75	706	300	6200	4770	5660	4355	5260	4045	6470	5260	4775	4045	88.8
32×12.1-15 (355/65-15)	30	9.75	808	290	——	——	——	——	7800	6000	9600	7085	6430	5450	123.0
6.50-16	30	5.50	742	173	3545	2725	3235	2490	3005	2310	3695	3005	2725	2310	57.6
7.50-16	30	5.50F	814	190	4035	3105	3685	2835	3425	2635	4215	3425	3110	2635	78
7.50-16	30	6.00G	814	190	4400	3385	4025	3095	3730	2870	4590	3730	3385	2870	78.8
8.00-16	30	5.50F	820	205	4070	3130	3720	2860	3450	2655	4250	3450	3135	2655	86.5
9.00-16	35	5.50F	846	230	4480	3445	4090	3145	3795	2920	4670	3795	3445	2920	102.6
8.25-20	45	6.50	960	220	5165	4305	4715	3930	4380	3650	5475	4380	3980	3650	123.0
8.25-20	45	7.00	960	220	5335	4445	4870	4060	4525	3770	5655	4900	4110	3770	123.6
9.00-20	45	6.50	1010	246	6160	5135	5630	4690	5225	4355	6535	5660	4745	4355	149.0
9.00-20	45	7.00	1010	246	6365	5305	5815	4845	5400	4500	6750	5850	4905	4500	151.0
10.00-20	45	7.00	1010	246	6845	5705	6260	5215	5815	4845	7270	5815	5280	4845	151.0
10.00-20	45	7.50	1010	246	7075	5895	6460	5385	6000	5000	7500	6500	5450	5000	153.0
10.00-20	45	8.00	1010	246	7300	6085	6670	5560	6200	5165	7750	6715	5630	5165	155.0
11.00-20	45	8.00	1085	280	7715	6430	7045	5870	6540	5450	8175	7085	5940	5450	218.0
12.00-20	45	8.00	1088	260	8640	7200	7885	6570	7320	6100	9150	7930	6650	6100	195.0
12.00-20	45	8.50	1088	260	8920	7435	8140	6785	7560	6300	9450	8190	6865	6300	197.0
14.00-20	45	10.00W	1278	362	11630	9690	10620	8850	9860	8215	12320	9860	8955	8215	408.0
14.00-24	35	10.00	1300	324	12165	10135	11105	9255	10315	8595	12890	11175	9370	8595	354.0

Industrial Service - Solid

CL404(S)

Size	Tread Depth (mm)	Standard Rim	Overall Diameter (mm)	Section Width (mm)	Max. Load (Kg) [a]										Tire Weight (kg)
					6mph/10km/h		10mph/16km/h		15mph/25km/h [b]		Other Vehicles				
					Load	Steer	Load	Steer	Load	Steer	0mph/0km/h	4mph/6km/h	6mph/10km/h	15mph/25km/h	
9.00-16	25	6.50H	860	230	5290	4070	4830	3715	4485	3450	5520	4485	4070	3450	112.0
9.00-16	25	7.00N	860	230	5695	4385	5200	4000	4830	3715	5945	4830	4385	3715	112.0
10.00-20	25	7.00	1042	260	6845	5705	6260	5215	5815	4845	7270	5815	5280	4845	184.0
10.00-20	25	7.50	1042	260	7075	5895	6460	5385	6000	5000	7500	6500	5450	5000	185.0
10.00-20	25	8.00	1042	260	7300	6085	6670	5560	6200	5165	7750	6715	5630	5165	186.0
12.00-20	25	8.00	1120	290	8640	7200	7885	6570	7320	6100	9150	7930	6650	6100	241.0
12.00-20	25	8.50	1120	290	8920	7435	8140	6785	7560	6300	9450Z	8190	6865	6300	242.0
12.00-24	30	8.50	1216	306	9125	7605	8335	6945	7740	6450	9675	8385	7030	6450	283.6

CL405(S)

Size	Tread Depth (mm)	Standard Rim	Overall Diameter (mm)	Section Width (mm)	Max. Load (Kg) [a]										Tire Weight (kg)
					6mph/10km/h		10mph/16km/h		15mph/25km/h [b]		Other Vehicles				
					Load	Steer	Load	Steer	Load	Steer	0mph/0km/h	4mph/6km/h	6mph/10km/h	15mph/25km/h	
33×12-20	40	8.50	832	305	——	——	——	——	——	——	5270	4215	3830	3515	104.0

CL406(S)

Size	Tread Depth (mm)	Standard Rim	Overall Diameter (mm)	Section Width (mm)	Max. Load (Kg) [a]										Tire Weight (kg)
					6mph/10km/h		10mph/16km/h		15mph/25km/h [b]		Other Vehicles				
					Load	Steer	Load	Steer	Load	Steer	0mph/0km/h	4mph/6km/h	6mph/10km/h	15mph/25km/h	
30×10-20	33	7.50	762	254	——	——	——	——	——	——	3990	3458	2900	2660	71.3
33×10.75-20	33	7.50	832	272	——	——	——	——	——	——	4425	3835	3215	2950	99.5

Industrial Service - Solid

GHT01(S)

Size	Tread Depth (mm)	Standard Rim	Overall Diameter (mm)	Section Width (mm)	Max. Load (Kg) [a]										Tire Weight (kg)
					6mph/10km/h		10mph/16km/h		15mph/25km/h [b]		Other Vehicles				
					Load	Steer	Load	Steer	Load	Steer	0mph/0km/h	4mph/6km/h	6mph/10km/h	15mph/25km/h	
3.50-5	13	3.00	298	102	760	610	735	550	685	515	770	670	605	515	6.0
5.00-8	18	3.00D	450	130	1255	965	1145	880	1060	815	1305	1060	960	815	17.0
5.00-8	18	3.50D	450	130	1465	1125	1335	1025	1235	950	1520	1235	1120	950	17.0
16×6-8 (150/75-8)	15	4.33R	412	152	1545	1190	1410	1085	1305	1005	1610	1305	1185	1005	16.0
18×7-8 (180/70-8)	18	4.33R	456	162	2430	1870	2215	1705	2060	1585	2535	2060	1870	1585	22.0
6.00-9	18	4.00E	525	150	1975	1520	1805	1390	1675	1290	2065	1675	1520	1290	26.8
7.00-9	20	5.00S	550	168	2670	2055	2440	1875	2260	1740	2785	2260	2055	1740	34.0
21X8-9(200/75-9)	18	6.00E	518	182	2890	2225	2645	2035	2455	1890	3025	2455	2230	1890	34.4
6.50-10	18	5.00F	570	160	2715	2090	2485	1910	2310	1775	2840	2310	2095	1775	34.5
23X9-10(225/75-10)	25	6.50F	580	210	3730	2870	3405	2620	3160	2430	3890	3160	2865	2430	46.6
7.00-12	18	5.00S	654	170	3105	2390	2835	2180	2635	2025	3240	2635	2390	2025	46.5
8.25-12	25	5.00S	720	190	3425	2635	3125	2405	2905	2235	3575	2905	2635	2235	65.0
5.50-15	22	4.50E	672	150	2525	1870	2415	1790	2195	1625	2435	2110	1715	1625	38.8
6.00-15	22	4.50E	710	164	2830	2095	2705	2000	2455	1820	2730	2365	2145	1820	48.2
7.00-15	25	5.50	736	194	3700	2845	3375	2595	3135	2410	3855	3135	2845	2410	64.5
7.00-15	25	6.00	736	194	4035	3105	3680	2830	3420	2630	4205	3420	3105	2630	65.0
8.25-15	25	5.50	820	212	4305	3310	3925	3020	3640	2800	4480	3640	3305	2800	92.0
8.25-15	25	6.50	820	212	5085	3910	4640	3570	4310	3315	5304	4310	3910	3315	92.6
28×9-15 (225/75-15)	20	6.50	700	215	3770	2900	3445	2650	3200	2460	3935	3200	2900	2460	63.0
28×9-15 (225/75-15)	20	7.00	700	215	4060	3125	3710	2855	3445	2650	4240	3445	3125	2650	63.6
300-15 (315/70-15)	25	8.00	813	256	6895	5305	6300	4845	5850	4500	7200	5850	5310	4500	108.4
8.25-20	30	6.50	960	220	5165	4305	4715	3930	4380	3650	5475	4380	3980	3650	123.0
8.25-20	30	7.00	960	220	5335	4445	4870	4060	4525	3770	5655	4900	4110	3770	123.8
9.00-20	30	6.50	1010	235	6160	5135	5630	4690	5225	4355	6535	5660	4745	4355	147.5
9.00-20	30	7.00	1010	235	6365	5305	5815	4845	5400	4500	6750	5850	4905	4500	148.2

Industrial Service - Solid

GHT01H

Size	Tread Depth (mm)	Standard Rim	Overall Diameter (mm)	Section Width (mm)	Max. Load (Kg) [a] 6mph/10km/h Load	6mph/10km/h Steer	10mph/16km/h Load	10mph/16km/h Steer	15mph/25km/h [b] Load	15mph/25km/h [b] Steer	Other Vehicles 0mph/0km/h	Other Vehicles 4mph/6km/h	Other Vehicles 6mph/10km/h	Other Vehicles 15mph/25km/h	Tire Weight (kg)
6.00-9	18	4.00E	525	150	1975	1520	1805	1390	1675	1290	2065	1675	1520	1290	25.0
6.50-10	18	5.00F	570	160	2715	2090	2485	1910	2310	1775	2840	2310	2095	1775	33.0
7.00-12	18	5.00S	654	170	3105	2390	2835	2180	2635	2025	3240	2635	2390	2025	45.0
250-15 (250/70-15)	20	7.00	720	236	5220	4015	4770	3670	4425	3405	5450	4425	4015	3405	73.0
250-15 (250/70-15)	20	7.50	720	236	5595	4305	5110	3930	4745	3650	5840	4745	4305	3650	73.5
300-15 (315/70-15)	25	8.00	815	264	6895	5305	6300	4845	5850	4500	7200	5850	5310	4500	115.0
7.00-15	25	5.50	736	194	3700	2845	3375	2595	3135	2410	3855	3135	2845	2410	61.0
7.00-15	25	6.00	736	194	4035	3105	3680	2830	3420	2630	4205	3420	3105	2630	61.6
8.25-15	25	5.50	820	212	4305	3310	3925	3020	3640	2800	4480	3640	3305	2800	89.0
8.25-15	25	6.50	820	212	5085	3910	4640	3570	4310	3315	5304	4310	3910	3315	89.0
28×9-15	20	6.50	700	215	3770	2900	3445	2650	3200	2460	3935	3200	2900	2460	60.7
28×9-15	20	7.00	700	215	4060	3125	3710	2855	3445	2650	4240	3445	3125	2650	61.0

RIB01

Size	Tread Depth (mm)	Standard Rim	Overall Diameter (mm)	Section Width (mm)	Max. Load (Kg) [a] 6mph/10km/h Load	6mph/10km/h Steer	10mph/16km/h Load	10mph/16km/h Steer	15mph/25km/h [b] Load	15mph/25km/h [b] Steer	Other Vehicles 0mph/0km/h	Other Vehicles 4mph/6km/h	Other Vehicles 6mph/10km/h	Other Vehicles 15mph/25km/h	Tire Weight (kg)
3.20-8	2	3.00D	325	110	760	585	695	535	645	495	740	645	585	495	6.4
4.00-8	4	3.00D	405	105	1090	840	995	765	925	710	1135	925	840	710	12.5
4.00-8	4	3.75	405	105	1175	905	1080	830	1000	770	1230	1000	910	770	12.5
15×4 1/2-8	4	3.00D	380	104	1005	775	915	705	850	655	1050	850	775	655	9.5
15×4 1/2-8	4	3.25I	380	104	1090	840	995	765	925	710	1135	925	835	710	9.5
40×14-16	8	11	1006	356	——	——	——	——	——	——	10635	9215	8365	7090	256.5

SM

Size	Tread Depth (mm)	Standard Rim	Overall Diameter (mm)	Section Width (mm)	Max. Load (Kg) [a] 6mph/10km/h Load	6mph/10km/h Steer	10mph/16km/h Load	10mph/16km/h Steer	15mph/25km/h [b] Load	15mph/25km/h [b] Steer	Other Vehicles 0mph/0km/h	Other Vehicles 4mph/6km/h	Other Vehicles 6mph/10km/h	Other Vehicles 15mph/25km/h	Tire Weight (kg)
10.00-20	——	7.50	1020	240	7075	5895	6460	5385	6000	5000	7500	6500	5450	5000	170.8

Industrial Service - Solid

SM/TR

Size	Overall Diameter (mm)	Section Width (mm)	Max. Load (Kg) 6mph/10km/h Load	6mph/10km/h Steer	10mph/16km/h Load	10mph/16km/h Steer	Other Vehicles 10mph/16km/h	Weight (Kg) SM	Weight (Kg) TR
9×5×5	229	127	890	790	785	715	685	6.2	
10×4 3/4×6 1/2	254	121	885	790	785	710	680	6.7	
10×5×6 1/2	254	127	940	835	830	755	725	7.0	6.9
10 1/2×5×6 1/2	267	127	1000	890	885	805	770	7.8	
12×4×8	305	102	835	745	740	670	645	7.4	
12×4 1/2×8	305	114	970	865	860	780	745	8.4	
12×5 1/2×8	305	140	1240	1100	1095	995	950	10.3	
13 1/2×5 1/2×8	343	140	1400	1245	1235	1125	1075	13.4	12.3
14×4 1/2×8	356	114	1085	965	960	870	835	11.2	10.7
14×5×10	356	127	1240	1100	1095	995	955	11.5	
15×4×11 1/4	381	102	985	875	870	790	755	10.2	
15×5×11 1/4	381	127	1290	1150	1145	1040	995	12.1	
16×5×10 1/2	406	127	1400	1245	1240	1125	1075	14.5	14.3
16×6×10 1/2	406	152	1775	1580	1570	1430	1365	17.6	17.1
16×7×10 1/2	406	178	2155	1915	1905	1730	1655	20.8	
16 1/4×5×11 1/4	413	127	1415	1260	1250	1135	1090	14.5	14.1
16 1/4×6×11 1/4	413	152	1780	1585	1575	1430	1370	17.5	16.9
16 1/4×7×11 1/4	413	178	2150	1915	1900	1730	1655	20.8	20.0
17×5×12 1/8	432	127	1460	1300	1295	1175	1125	15.3	
18×5×12 1/8	457	127	1525	1355	1350	1225	1175	17.5	16.8
18×6×12 1/8	457	152	1945	1735	1720	1565	1500	21.2	20.3
18×7×12 1/8	457	178	2370	2110	2095	1905	1820	24.4	23.9
18×8×12 1/8	457	203	2790	2485	2470	2245	2145	28.3	26.9
18×9×12 1/8	457	229	3215	2860	2840	2580	2470		34.0
21×6×15	533	152	2185	1945	1935	1760	1680	25.7	25.3
21×7×15	533	178	2665	2370	2355	2140	2050	30.0	29.3
21×8×15	533	203	3140	2795	2780	2525	2415	34.5	33.0
21×9×15	533	229	3620	3220	3200	2910	2785	39.4	
20×5×16	508	127	1620	1440	1430	1300	1245	17.9	
20×8×16	508	203	2795	2490	2475	2250	2150	28.8	27.6
22×8×16	559	203	3255	2895	2880	2615	2500	36.8	35.0
22×9×16	559	229	3745	3335	3315	3010	2880	45.1	42.9
22×10×16	559	254	4240	3775	3750	3410	3265	51.0	
22×12×16	559	305	5230	4655	4625	4205	4025	61.3	60.3
22×14×16	559	356	6220	5535	5500	5000	4785	73.0	
22×16×16	559	406	7205	6415	6375	5795	5545	83.0	
28×12×22	711	305	6265	5575	5545	5035	4820	81.4	
660×203×480	660	203	3740	3330	3310	3010	2880	54.5	

Industrial Service - Solid

SM/TR

Size	Overall Diameter (mm)	Section Width (mm)	Max. Load (Kg)					Weight (Kg)	
			6mph/10km/h		10mph/16km/h		Other Vehicles	SM	TR
			Load	Steer	Load	Steer	10mph/16km/h		
9×5×5	229	127	890	790	785	715	685	6.4	
10×4 3/4×6 1/2	254	121	885	790	785	710	680	7.0	
10×5×6 1/2	254	127	940	835	830	755	725	7.2	7.5
10 1/2×5×6 1/2	267	127	1000	890	885	805	770	8.0	
12×4×8	305	102	835	745	740	670	645	7.6	
12×4 1/2×8	305	114	970	865	860	780	745	8.8	
12×5 1/2×8	305	140	1240	1100	1095	995	950	10.8	
13 1/2×5 1/2×8	343	140	1400	1245	1235	1125	1075	14.1	12.6
14×4 1/2×8	356	114	1085	965	960	870	835	11.6	11.2
14×5×10	356	127	1240	1100	1095	995	955	11.9	
15×4×11 1/4	381	102	985	875	870	790	755	10.5	
15×5×11 1/4	381	127	1290	1150	1145	1040	995	12.8	
16×5×10 1/2	406	127	1400	1245	1240	1125	1075	15.2	14.7
16×6×10 1/2	406	152	1775	1580	1570	1430	1365	18.3	17.7
16×7×10 1/2	406	178	2155	1915	1905	1730	1655	21.4	
16 1/4×5×11 1/4	413	127	1415	1260	1250	1135	1090	15.1	14.5
16 1/4×6×11 1/4	413	152	1780	1585	1575	1430	1370	18.1	17.4
16 1/4×7×11 1/4	413	178	2150	1915	1900	1730	1655	21.4	20.6
17×5×12 1/8	432	127	1460	1300	1295	1175	1125	15.7	
18×5×12 1/8	457	127	1525	1355	1350	1225	1175	18.2	17.5
18×6×12 1/8	457	152	1945	1735	1720	1565	1500	22.1	21.0
18×7×12 1/8	457	178	2370	2110	2095	1905	1820	25.2	24.9
18×8×12 1/8	457	203	2790	2485	2470	2245	2145	29.0	28.3
18×9×12 1/8	457	229	3215	2860	2840	2580	2470		35.0
21×6×15	533	152	2185	1945	1935	1760	1680	26.6	26.1
21×7×15	533	178	2665	2370	2355	2140	2050	31.1	30.0
21×8×15	533	203	3140	2795	2780	2525	2415	35.7	34.0
21×9×15	533	229	3620	3220	3200	2910	2785	40.3	
20×5×16	508	127	1620	1440	1430	1300	1245	18.5	
20×8×16	508	203	2795	2490	2475	2250	2150	29.4	28.5
22×8×16	559	203	3255	2895	2880	2615	2500	37.7	36.0
22×9×16	559	229	3745	3335	3315	3010	2880	46.6	44.1
22×12×16	559	305	5230	4655	4625	4205	4025	63.2	62.0
28×12×22	711	305	6265	5575	5545	5035	4820	83.5	

Other

R-4

Size	TRA Code	Ply Rating	Service Index	Standard Rim	Tread Depth (mm)	Overall Diameter (mm)	Section Width (mm)	Max. Load Capacity (KG)	Cold Inflation Pressure (KPA)
17.5L-24	R-4	12		W15L	25.5	1241	434	2995	250
19.5L-24	R-4	12		DW16A	27.0	1314	485	3450	230
19.5L-24	R-4	14		DW16A	27.0	1314	485	3750	260
21L-24	R-4	12		DW18A	27.5	1378	533	3875	220

C-3

Size	Ply Rating	Service Index	Standard Rim	Tread Depth (mm)	Overall Diameter (mm)	Section Width (mm)	50KM/H		10KM/H	
							Max. Load Capacity (KG)	Cold Inflation Pressure (KPA)	Max. Load Capacity (KG)	Cold Inflation Pressure (KPA)
18.00-24	19		13.00/2.5	35.0	1615	495	4750	200	8250	275

Off -The-Road Slow Speed Service for Loader & Dozers

Wide Base Radial Ply Tyres

Tyre Size Designation	Air Pressure (kPa)													
	kPa	300	325	350	375	400	425	450	475	500	525	550	575	600
	psi	44	47	51	54	58	62	65	69	73	76	80	83	87
20.5R25 ★	kg	4800	5100	5400	5700	6000	6250	6550	6800	7050	7300	7600	7850	8100
23.5R25 ★		6100	6500	6850	7200	7550	7900	8250	8600	8950	9250	9600	9950	10250
26.5R25 ★		7600	8050	8500	8950	9400	9850	10250	10700	11100	11500	11950	12350	12750
29.5R25 ★		9250	9800	10350	10900	11450	11950	12500	13000	13500	14000	14500	15000	15500

It is permissible to increase inflation pressure up to 100kPa(15psi) above table without increase in load.

Operating Speed (km/h)	Variation in Load Capacity(%)
Static	+60
Creep	+30
4km/h (2.5mph)	+15
10km/h (5mph)	0
15km/h (10mph)	-13
25km/h (15mph)	-20

Load & Carry operation of front end loaders

Maximum Haul Length	Maximum speed	Maximum load
3610m (2000ft)	25km/h (15mph)	Standard load×0.8
4244m (800ft)	25km/h (15mph)	Standard load×0.8
576m (250ft)	10km/h (5mph)	Standard load×1.0

Note: When tires are used on for dig and load vehicles in load and carry operations, the haul distance muast be limited to 75 meters and maximum speed to 10km/h.

Off -The-Road Haulage Service for Dump Trucks & Scraper

Wide Base Radial Ply Tyres

Tyre Size Designation	Air Pressure (kPa)													
	kPa	300	325	350	375	400	425	450	475	500	525	550	575	600
	psi	44	47	51	54	58	62	65	69	73	76	80	83	87
20.5R25 ★★	kg	4800	5100	5400	5700	6000	6250	6550	6800	7050	7300	7600	7850	8100
23.5R25 ★★		6100	6500	6850	7200	7550	7900	8250	8600	8950	9250	9600	9950	10250
26.5R25 ★★		7600	8050	8500	8950	9400	9850	10250	10700	11100	11500	11950	12350	12750
29.5R25 ★★		9250	9800	10350	10900	11450	11950	12500	13000	13500	14000	14500	15000	15500

Narrow Base Radial Ply Tyres

Tyre Size Designation	Air Pressure (kPa)													
	kPa	450	475	500	525	550	575	600	650	675	700	725	750	775
	psi	65	69	73	76	80	83	87	91	94	98	105	109	112
14.00R25★★★	kg	3850	4050	4300	4550	4750	4950	5200	5400	5600	5800	6050	6250	6450
21.00R35★★		9550	10150	10700	11300	11850	12400	12950	13500	14000	14500	15050	15550	16050
24.00R35★★		12200	12950	13650	14400	15100	15800	16500	17200	17850	18500	19200	19900	20500

Operating Speed (km/h)	Variation in Load Capacity(%)
15km/h 9.3mph	+12
20km/h 12.4mph	+10
25km/h 15.5mph	+8
30km/h 18.6mph	+6
35km/h 21.7mph	+4
40km/h 24.8mph	+3
45km/h 27.9mph	+2
50km/h 31.1mph	0
55km/h 34.2mph	-2
60km/h 37.3mph	-6
65km/h 40.4mph	-12
65km/h>	★

★ : Consult ZC Rubber concerned

Off-The-Road in Highway Service for Mobile Cranes

CB767 20.5R25 (525/80R25) SI/LI=179E Highway Application

Rim: 17.00/2.0

	Air Pressure (kPa)												
V (km/h)	600	625	650	675	700	725	750	775	800	825	875	900	1000
Creap	19900	20450	21050	21600	22200	22900	23500	24050	24600	25200	26350	26900	28900
2	17700	18200	18700	19200	19700	20350	20850	21350	21850	22400	23400	23900	25700
10	13150	13550	13900	14300	14650	15150	15500	15900	16300	16650	17400		
30	9050	9300	9600	9850	10100	10400	10700	10900	11200	11400	12000		
50	8250	8450	8700	8950	9150	9450	9700	9950	10100	10400	10900		
70	6950	7150	7350	7550	7750	8000	8200	8400					
80	5700	5900	6050	6200	6400	6600	6750	6900					

In case of over 50km/h average speed, never continuously run 2 hours due to heat trouble.

Load capacities at Various speed for Industrial Vehicles

Recommended by ZC rubber For HARD IMPROOVED SURFACE

Size	Li/SS	AP	0 km/h	1 km/h	5 km/h	10 km/h	15 km/h	20 km/h	25 km/h
12.00R20	184A1	1000	10,650	10,150	9,350	9,250	8,700	8,050	7,100
		950	10,200	9,800	9,000	8,900	8,350	7,750	6,850
		850	10,000	9,600	8,800	8,700	8,200	7,600	6,700
23.5R25	212A2	800	28,100	25,000	22,600	21,000	20,200	19,900	19,500
		750	26,800	23,800	21,500	20,000	19,300	18,900	18,600
		700	25,400	22,600	20,400	19,000	18,300	18,000	17,600
26.5R25	218A2	750	33,200	29,500	26,700	24,900	24,000	23,400	23,000
		700	31,500	28,000	25,400	23,600	22,700	22,200	21,900
		650	29,800	26,500	24,000	22,300	21,500	21,000	20,700
16.00R25	200A5	1,000	20,200	17,900	16,200	15,100	14,600	14,200	14,000
		950	19,300	17,200	15,600	14,500	14,000	13,600	13,400
		900	18,700	16,700	15,000	14,000	13,500	13,200	13,000
16.00R25	203A5	1,000	22,300	19,800	18,000	16,700	16,100	15,700	15,500
		950	21,500	19,100	17,300	16,100	15,600	15,200	15,000
		900	20,700	18,400	16,700	15,600	15,000	14,600	14,400

Note:
1. Check maximum air pressure requirements of rims and wheels to ensure ability to accommodate correct air pressure of tyre.
2. To obtain the maximum permissible load on lift truck STEERING WHEEL, the above load by 0.8.
3. For speed exceeding 25 km/h, please consult a ZC rubber.